

www.cselectric.co.in




ITALIAN DESIGNS
FOR YOUR WALLS



C&S Electric Ltd.

222, Okhla Industrial Estate, Phase - III, New Delhi - 110 020 (India)
Tel: +91 11 3384 9000-9009 | Fax: +91 11 2684 7342, 2682 9063, Email : info@cselectric.co.in

Customer Care: 222, Okhla Industrial Estate, Phase - 3, New Delhi - 110020
Tel.: +91-11-3384 9338, Email: customercare@cselectric.co.in
Works: Plot No. 1B, Sector - 8C, IIE (SIDCUL), Ranipur, Haridwar - 249403 (INDIA)




DIVINO
SWITCHES

Designed in Italy. Made in India.



DIVINO
S W I T C H E S




ITALY HAS INSPIRED THE WORLD
IN ART, FASHION AND CUISINE.

Now, add switches to the list.

How does a country manage to pioneer in art, culture and fashion in every single generation? How does it manage to inspire a Leonardo da Vinci? How does it produce a Cavalli on a daily basis? One could say it is in their DNA to design every product beautifully, Just like Divino. A switch that's exceptional to look at and also robust in performance. Turn the page to know more about this product, and how it will add to the glam quotient of your house.

DIVINO
S W I T C H E S



White and Grey are two classic colours that will go with any wall paint. A preferred choice for those who like it simple yet elegant. But, what if these classic colours got a touch of gloss on them?



Switches

Code - White / Grey	Description	Type	No. of Modules	MRP (₹)	Std. Pkg. (Nos.)
One-Way Switches					
CG 20 113/CG 23 113	1P-6A	General	1	82	20
CG 20 114/CG 23 114	1P-6A	Luminous	1	120	
CG 20 573/CG 23 573	1P-16A	General	1	126	
CG 20 574/CG 23 574	1P-16A	Luminous	1	152	
CG 20 117/CG 23 117	1P-25A	General	1	177	
CG 20 118/CG 23 118	1P-25A	Luminous	1	222	
CG 20 120/CG 23 120	2P-32A	Luminous	2	On request	10


Two-Way Switches					
CG 20 123/CG 23 123	1P-6A	General	1	108	20
CG 20 578/CG 23 578	1P-16A	General	1	177	

Push Buttons					
CG 20 508 /CG 23 508	1P-6A	Luminous	1	147	20
CG 20 509 /CG 23 509	1P-6A	With Symbol	1	112	

Blanking Modules					
CG 20 056 /CG 23 056	1 Gang	-	1	21	40
CG 20 073 /CG 23 073	2 Gang	-	2	42	20

Neon Indicators					
CG 20 634 /CG 23 634	Red Color	-	1	62	20





A pop of colour on the wall can do wonders to the overall look of your house. The choice of colours speaks of the resident's fun persona, his quirky outlook and the readiness to explore new and exciting things in life.



Fan Regulator / Dimmer

Code - White / Grey	Description	Control	No. of Modules	MRP (₹)	Std. Pkg. (Nos.)
Fan Regulator					
CG 20 826 /CG 23 826	5 Step (100W)	Rotary	2	404	10
CG 20 827 /CG 23 827	4 Step (100W)	Rotary	1	320	20

Dimmer

CG 20 801 /CG 23 801	500W	Rotary (Stepless)	2	405	10
CG 20 804 /CG 23 804	300W	Rotary (Stepless)	1	360	20

Sockets

Code - White / Grey	Description	For Plug Pin	No. of Modules	MRP (₹)	Std. Pkg. (Nos.)
Sockets With Safety Shutters					
CG 20 353 /CG 23 353	6A-Multi Socket 5 Pin (Flushed)	Round	2	122	10
CG 20 354 /CG 23 354	6/16A Twin Socket 3 Pin (Flushed)	Round	3	192	6
CG 20 352 /CG 23 352	6/16A Twin Socket 3 Pin (Projected)	Round	2		10
CG 20 355 /CG 23 355	25A-Socket (Flushed)	Round	3	202	6
CG 20 356 /CG 23 356	25A-Socket (Projected)	Round	2		10
CG 20 358 /CG 23 358	13A-Socket	Universal	3	198	6
CG 20 359 /CG 23 359	6A- 2 Pin Socket	Round	1	88	20

Code - White / Grey	Description	No. Pairs	For Plug Pin	No. of Modules	MRP (₹)	Std. Pkg. (Nos.)
Telephone / Computer / TV Socket						
CG 20 251 /CG 23 251	RJ11	2	Twisted pair	1	96	20
CG 20 271 /CG 23 271	RJ45 CAT.5E	4	UTP	1	408	
CG 20 228 /CG 23 228	TV Socket	-	-	1	96	
CG 20 272 /CG 23 272	RJ45 CAT. 6	4	UTP	1	On request	
CG 20 273 /CG 23 273	RJ45 CAT. 6A	4	UTP	1	On request	





Divino has the perfect range of top plates that can bring vibrancy to your house, through flamboyant colours such as red, green, yellow and blue. Yes, a rainbow in your house! Go ahead, add a dash of colour to your walls and your life too!



Hospitality Range

Code - White / Grey	Description	No. of Modules	MRP (₹)	Std. Pkg. (Nos.)
Shaver Socket				
CG 20 842 /CG 23 842	230V-/110V-Shaver Socket	3	784	6

Energy Key Tag

CG 20 815 /CG 23 815	1P-25A, 230V-Energy Key Switch With Tag	2	388	1
CG 20 434 /CG 23 433	Tag For Energy Key Tag	-	74	-

Application activation of functions service inside hotel rooms (e.g.m light, air-conditioner, minibar) when the room is occupied (with badge inserted)

Code - White / Grey	Description	No. of Modules	MRP (₹)	Std. Pkg. (Nos.)
Do Not Disturb				
CG 20 609 /CG 23 609	Indicator	1	88	20
CG 20 124 /CG 23 124	6A-230V, IW, SP Luminous Switch	1	120	
CG 20 612 /CG 23 612	Unit (Indicator+Switch)	1+1	208	10

Room Occupied

CG 20 610 /CG 23 610	Indicator	1	88	20
CG 20 125 /CG 23 125	6A-230V, IW, SP Luminous Switch	1	120	
CG 20 613 /CG 23 613	Unit (Indicator+Switch)	1+1	208	10

Make My Room

CG 20 611 /CG 23 611	Indicator	1	88	20
CG 20 126 /CG 23 126	6A-230V, IW, SP Luminous Switch	1	120	
CG 20 614 /CG 23 614	Unit (Indicator+Switch)	1+1	208	10





Unique and bold, these designs prove that functionality is not the only purpose of switches, but aesthetics too. Go ahead, it's time to build some attitude for your walls.



Time Delay Electronic Switch

Code - White / Grey	Description	No. of Modules	MRP (₹)	Std. Pkg. (Nos.)
Time Delay Electronic Switch (Card Operated)				
CG 20 825 /CG 23 825	25A	3	1236	6
Foot Lamp				
CG 20 631	230V-LED Yellow Night Lamp	3	286	6
CG 20 632	230V-LED Blue Night Lamp	3		

Motor Starter

Code - White / Grey	Description	No. of Modules	MRP (₹)	Std. Pkg. (Nos.)
CG 20 362 /CG 23 362	Motor Starter 16A	1	412	1

Modular Miniature Case Circuit Breaker WiNtrip 'S'

Code - White	Description	No. of Modules	MRP (₹)	Std. Pkg. (Nos.)
CG 20431	6A Single Pole 4.5kA - Tripping Curve 'C'	1	215	12
CG 20432	10A Single Pole 4.5kA - Tripping Curve 'C'	1	215	12
CG 20433	16A Single Pole 4.5kA - Tripping Curve 'C'	1	215	12
CG 20437	20A Single Pole 4.5kA - Tripping Curve 'C'	1	215	12
CG 20435	25A Single Pole 4.5kA - Tripping Curve 'C'	1	215	12
CG 20436	32A Single Pole 4.5kA - Tripping Curve 'C'	1	215	12





For those who like to experiment with their interiors and bring in an edginess to their walls, Divino has a unique range of metallic plates. These are high-finish metallic plates in stylish colours - Metallic Slate and Metallic Titanium.

Divino Walnut is a perfect match to classic look of wooden finish and goes with all shades.



Cover Plates with Support Plates

Code - Basic / Virna	Description	MRP (₹)	MRP (₹)	MRP (₹)	Std. Pkg. (Nos.)
		White	GR / RD / GN / YL / BL	MS / WN / MT	
CG 25 701 /CG 25 801	1 Module Plate	64	76	177	10
CG 25 702 /CG 25 802	2 Module Plate				
CG 25 703 /CG 25 803	3 Module Plate	83	104	192	
CG 25 704 /CG 25 804	4 Module Plate	96	112	213	
CG 25 706 /CG 25 806	6 Module Plate	128	144	254	5
CG 25 708 /CG 25 808	8 Module Plate - Vertical	168	176	354	
CG 25 709 /CG 25 809	8 Module Plate - Horizontal		232		
CG 25 712 /CG 25 812	12 Module Plate	212		280	
CG 25 718 /CG 25 818	18 Module Plate	250	280	614	

Please add following to codes for color selection WH for White / GR for Grey / RD for RED / YL for Yellow / GN for Green / BL for Blue, MS for Metallic Slate / WN for Wooden Walnut / MT for Metallic Titanium e.g. for ordering one module basic red plate code would be CG25701RD




Metal Boxes- Fabricated

Code -Fabricated	Description	Fabricated Ext. Dim. LxHxD (mm)	MRP (₹)	Std. Pkg. (Nos.)
CG 24 271	1M Metal Box	75 X 75 X 50	52	10
CG 24 271	2M Metal Box	75 X 75 X 50		
CG 24 272	3M Metal Box	100 X 75 X 50	75	
CG 24 273	4M Metal Box	135 X 76 X 50	85	
CG 24 274	6M Metal Box	210 X 75 X 50	120	5
CG 24 275	8M (4 +4) Metal Box	134 X 140 X 52	120	
CG 24 276	8M (Horizontal) Metal Box	232 X 79 X 52	150	
CG 24 277	12M Metal Box	210 X 140 X 50	170	
CG 24 278	18M Metal Box	210 X 210 X 56	240	

* 10M Top Plate shall be fitted in 8M (4+4) Vertical Metal Box (i.e. CG 24 275)

* 5M Top Plate Shall be fitted in 4M Metal Box (i.e. CG 24 273)

* Deep Drawn Metal Boxes are available on request.



MULTIPLE DESIGNS. SINGLE PURPOSE. YOUR PROTECTION.



WEATHER PROOF SERIES - IP55 ENCLOSURES.

The Combi range offers the widest choice of enclosures for all installation requirements with weather proof installations up to IP55.



A perfect home is not complete without ensuring the safety factor. That's where Combi range of switches from C&S Electric come to play a major role. They are designed to ensure safety for everyone not just inside the house but outside as well. The range offers you uniquely designed switches that can withstand extreme weather conditions, be it the dusty summer or the torrential monsoon. But the best part? It is easy to install on the wall thanks to its surface mounting feature.

The Combi range offers the widest choice of enclosures for all installation requirements with ratings of IP40 and IP55. They are surface-mounted and semi-concealed. Water tight plate for flush mounting is available in 3M size and surface mounting enclosures are available from 1M - 12M options.

Combi switches also offer ample space for wiring, the reason why it has been exclusively designed to go with our DIVINO Range of switches.



The water-proof Combi IP55 is an ideal choice for your swimming pool installations. It comes with unique water-tight plates for wet and outdoor applications.

FEATURES

- High Impact resistant enclosures for outdoor and indoor applications
- Available in Horizontal and Vertical options
- Available in 1 M-12M options
- Knockout holes Ø23 mm on all sides and on the bottom for wiring outlet
- Wide usable internal space with practical front cover fastening
- Easy to install and fully modular to suit all the requirements

IP55 & IP40 Enclosures

Watertight And Dust Proof Enclosures IP55 - Surface Mounting

Code	Description	Configuration	MRP (₹)	Std. Pkg. (Nos.)
CG 26 000 W	Bell Push	1 Module	253	1
CG 26 400 W	16A Switch, 6/16A Socket	3 Module	494	
CG 26 016 W	6A Switch	1 Module	212	

Watertight Plates For Flush Mounting Installations- IP55 (Compatible with 3M concealed box)

Code	Description	MRP (₹)	Std. Pkg. (Nos.)
CG 24 025 W	3 Gang	229	1

Watertight Enclosures For Fixed Or Movable Applications Colour White Ral 7035-IP55 - Standard Layout

Code	Description	Configuration	External Dim. LxHxD (mm)	MRP (₹)	Std. Pkg. (Nos.)
CG 26 010 W	1 Gang	Module 1	80x64x59	141	10
CG 26 011 W	2 Gang	Module 2	80x64x59	146	
CG 26 012 W	3 Gang	Module 3	80x96x59	176	
CG 26 013 W	4 Gang	Module 4x1	80x128x59	256	
CG 26 014 W	8 Gang	Module 4x2	160x128x59	436	5
CG 26 015 W	12 Gang	Module 4x3	240x128x59	576	3

Protected Enclosures For Fixed Or Movable Applications Colour White IP40-Vertical Layout

Code	Description	Configuration	External Dim. LxHxD (mm)	MRP (₹)	Std. Pkg. (Nos.)
CG 26 005 W	4 Gang	Module 2x2	80x128x50	146	10
CG 26 007 W	6 Gang	Module 2x3	80x192x50	194	4
CG 26 033 W	8 Gang	Module 2x4	80x256x50	243	6
CG 26 034 W	12 Gang	Module 4x3	128x192x50	296	2

Protected Enclosures For Fixed Or Movable Applications Colour White IP40-Horizontal Layout

Code	Description	Configuration	MRP (₹)	Std. Pkg. (Nos.)
CG 26 001 W	1 Gang	Module 1	80	10
CG 26 002 W	2 Gang	Module 2		
CG 26 003 W	3 Gang	Module 3		
CG 26 031 W	4 Gang	Module 4		
CG 26 004 W	4 Gang	Module 2x2	141	4
CG 26 006 W	6 Gang	Module 2x3	192	
CG 26 008 W	8 Gang	Module 2x4	242	
CG 26 009 W	10 Gang	Module 2x5	304	
CG 26 032 W	12 Gang	Module 4x3	318	2





There is no argument to the fact that a kitchen, the place that is in constant use, needs the most tough switch. Hence it demands an equally befitting switch, that will live up to the constant demand of a kitchen space.

Enter Combi IP55. It is highly functional, and to add to the charm, it comes in a shimmering white case.

Handy/Add-on Power Extension Box

Protected Extension Boxes (IP40) with 2.5 meter long wire.			
Code	Description	MRP (₹)	Std. Pkg. (Nos.)
CG 25 001 W	2 nos. Luminous 6A Switch with 2 nos. 6A Multi Sockets	736	1
CG 25 002 W	2 nos. Luminous 6A Switch with 3 nos. 6A Multi Sockets	806	
CG 25 003 W	2 nos. Luminous 16A Switch with 1 no. 6A Multi Sockets & 2 nos. 6/16A Socket	1151	
CG 25 004 W	2 nos. Luminous 16A Switch with 2 nos. 13A Universal Sockets in Square Box	1042	
CG 25 007 W	2 nos. Luminous 6A Switch with 4 nos. 6A Multi Sockets	1034	
CG 25 008 W	2 nos. Luminous 16A Switch with 4 nos. 6/16A Sockets	1476	
CG 25 009 W	1 no. General 6A Switch & 1 no. Luminous 16A Switch with 3 nos. 6A Multi Socket and 1 no. 6/16A Socket	1196	
CG 25 010 W	1 no. 25A Luminous Switch with 2 Nos. 6A Multi Socket & 1 no. 6/16A Socket & 1 no. 6A -2 Pin Socket	775	
CG 25 011 W	1 nos. 6A Luminous Switch with 4 nos. 6A Multi Socket & 1 no. 6A - 2 Pin Socket	765	

Top Plug

Code	Description	MRP (₹)	Std. Pkg. (Nos.)
CG 28 014	6A Plug Top	54	10
CG 28 015	16A Plug Top	76	
CG 28 018	25A Plug Top	100	

General Terms & Conditions

Prices

This Pricelist (w.e.f 1st June 2016) supersedes all previous Pricelist. All prices are Maximum Retail Prices (MRP) inclusive of excise duties, Taxes & levies. Prices are subject to change without any prior notice. All dispatches shall be made on the prevailing prices at the time of dispatch. Orders will be accepted in multiples of standard packing only. For up-gradation of products, designs are subject to change without any prior notice. All disputes are subject to Delhi Jurisdiction only.



Warranty

All our listed Products carry a warranty, against manufacturing defects for a period of 10 years from the date of invoicing in Electro-mechanical wiring devices products & 2 years for all mains related electronic wiring products viz. Dimmers, Step Fan regulator and Indicators subject to its usages in normal recommended operating conditions. Guarantee does not include Metal boxes, Plug Tops and other stand alone items. The guarantee defines the company's entire liability & does not cover consequences loss or damage or re-installations cost arising from defector product. The company liability shall be limited to exchange or repair of the product, at our discretion, provided that such defective products are returned to nearest Branch office.

Customer Care Contact

For any customer support & service needs, please contact our customer care department as below:

C&S Electric Ltd.
(Low Voltage Components Division)
222, Okhla Industrial Estate, Phase-III, New Delhi -110 020
Phone: +91-11-3384 9338, E-mail: customercare@cselectric.co.in
Website: www.cselectric.co.in

- Product have been classified as Stockable & Non Stockable items. Non Stockable items has been marked as
- Prices on request - POR

